

Novatech[®]

IMAGINE

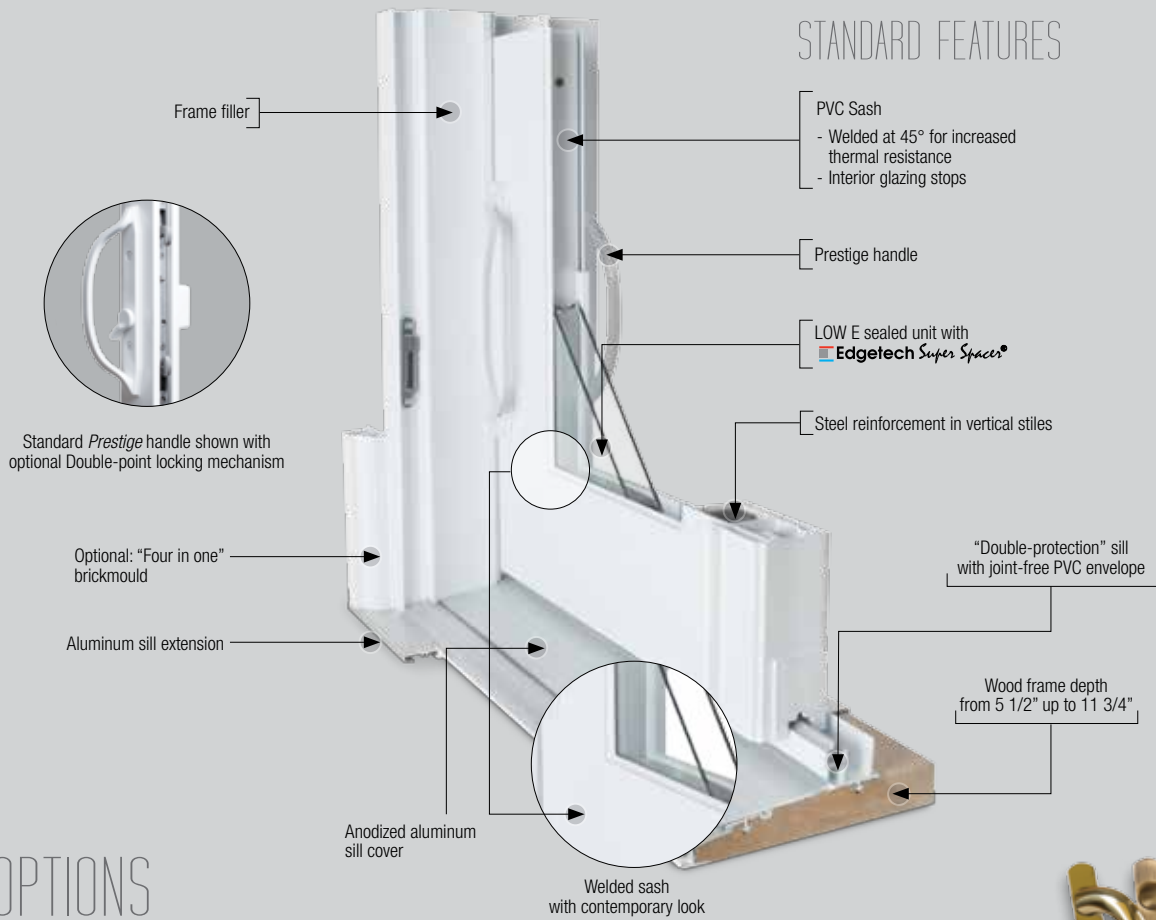
THE SLIDING GARDEN DOOR





Shown with SIGNATURE Brushed Antique Chrome handle and 3X1 hanging grids

STANDARD FEATURES



Standard *Prestige* handle shown with optional Double-point locking mechanism

Optional: "Four in one" brickmould

Aluminum sill extension

Anodized aluminum sill cover


Welded sash with contemporary look

OPTIONS

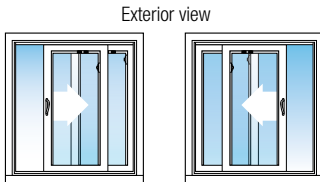
- Brickmould with sill extension
- PVC covered wood jamb extension
- Robust security bar with adjustable tip
- 3-position foot lock
- 1 1/8" Triple glass unit
- Ultra-resistant screen
- Key-lock
- Double-point locking mechanism for added security

Enhance the look of your patio door with a selection of 6 optional handle finishes:

Brass, Antique Brass, Brushed Nickel (Rustproof and Double-D), Oil Rubbed Bronze, Brushed Chrome and Brushed Antique Chrome



2 PANELS

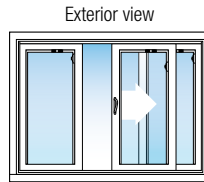


Left side opening (OX) Right side opening (OX)

Door dimensions

59 1/2" x 79 1/2"
58 1/2" x 81"
71 1/2" x 79 1/2"
70 1/2" x 81"
94 1/2" x 81"
95 1/2" x 79 1/2"
95 1/2" x 95 1/2"

3 PANELS



(OXO)

OXO door dimensions

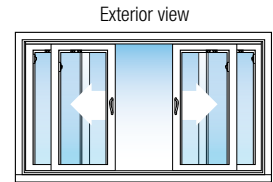
107 7/8" x 79 1/2"
106 7/16" x 81"

XOX door dimensions

104" x 79 1/2"
102 9/16" x 81"

XOO or OOX available upon request.

4 PANELS



(OXXO)

Door dimensions

116 1/2" x 79 1/2"
114 5/8" x 81"
140 9/16" x 79 1/2"
138 11/16" x 81"

CUSTOM SIZES AVAILABLE

Performance

CERTIFIED UNDER HARMONIZED STANDARDS: AAMA/WDMA/CSA101/1.S.2/A440-08
For detailed results consult our web site at www.novatechpatiodoors.com

Warranty

- 20 year limited warranty on unpainted PVC and white aluminum extrusions
- 20 year limited warranty on Low-E glass unit (residential application)
- 10 year limited warranty on integrated blinds
- Warranty certificate available upon request

Note: The manufacturer reserves the right to make modifications without notice.

Novatech
www.novatechgroup.com



The **IMAGINE** door has the look of a garden door without hinges.
You can therefore arrange the interior and exterior of your home without any obstructions.



MAXIMUM PRIVACY DURING THE DAY...

...AND AT NIGHT!

WHY CHOOSE A RAISE/LOWER LOW E BLIND?

Maintenance-free

Always clean; no dusting required.

Safety

Safe for children.

Fully integrated slats between the glass.

Functionality

The height of the blind and the angle of the slats are adjustable to obtain the desired level of privacy.

Drapes, furniture and floor coverings are protected from the sun's ultraviolet rays.

Integrated blind entirely made in America.



*Door painted black with 1 3/4" dividers.

GLASS OPTIONS



Elegance V-groove glass



1 3/4" dividers
Options: 1x3 / 1x4



3 x 1 hanging grids



3 x 5 contour grids



3 x 5 grids

Note: Also available with raise/lower LOW E blind.


GRID OPTIONS



Rectangular 5/8" or 1"



Georgian 5/8" or 1"



Rectangular 5/16"



1 3/4" divider

WIDE VARIETY OF COLORS FOR
YOUR PATIO DOOR
AVAILABLE UPON REQUEST