

Novatech®

ELEMENT

A COMBINATION OF 3 MATERIALS



IMPROVE THE LOOK OF
YOUR PATIO DOOR
WITH A SELECTION
OF 7 OPTIONAL FINISHES:

brass, antique brass, brushed nickel
(anti-corrosion and Double-D), oiled bronze,
brushed chrome, brushed antique pewter
and white



Signature™
SERIES

OPTIONAL
"HEAVY DUTY" SCREEN



OPTIONAL
SECURITY BAR



STANDARD
PRESTIGE HANDLE



OPTIONAL:
Double point mortise lock

STANDARD
TANDEM WHEELS



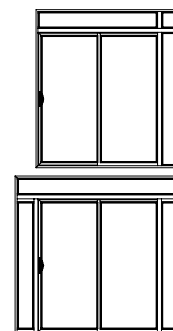
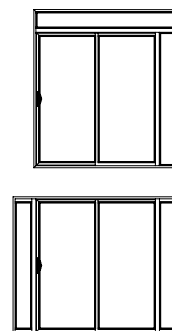
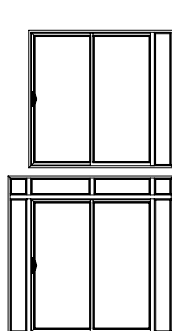
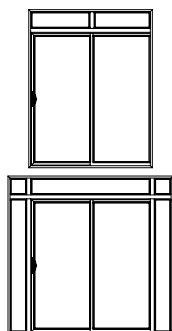
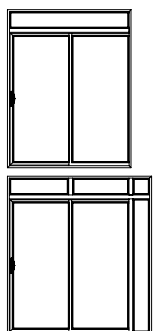
OPTIONAL
FOOT LOCK



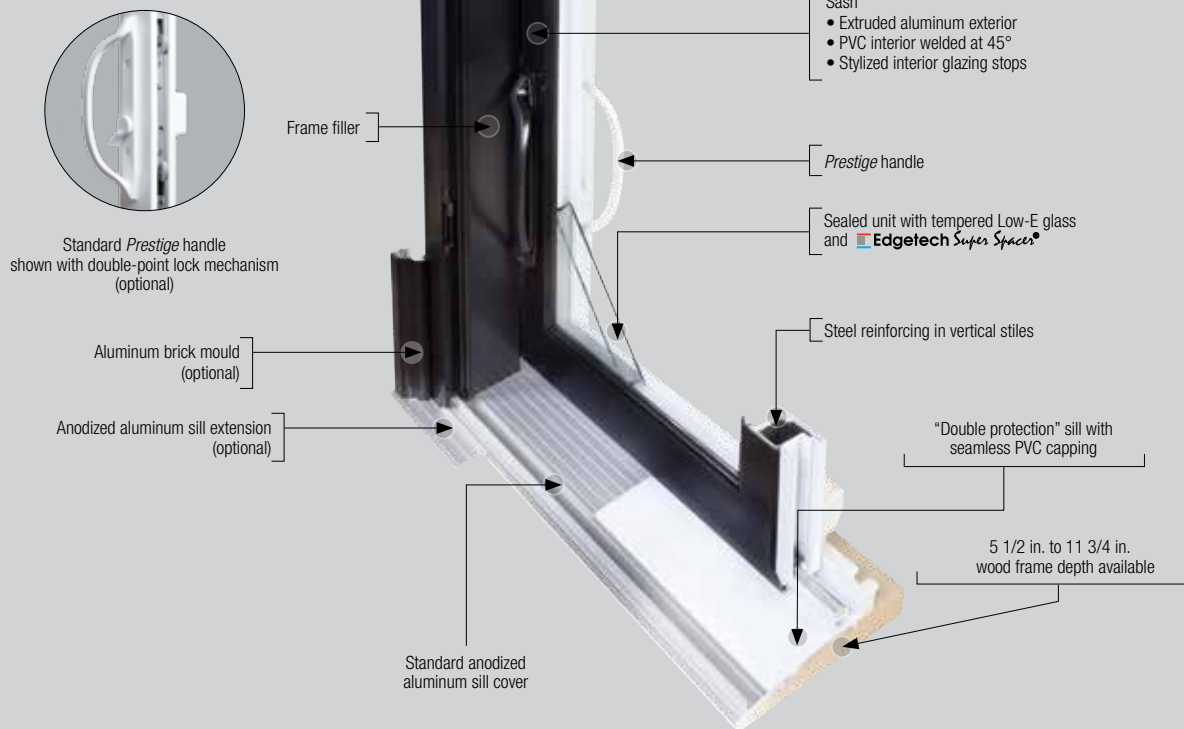
3-position

Custom size optional

TRANSOMS AND SIDELITES



STANDARD FEATURES

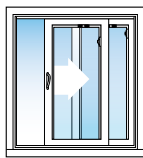


OPTIONS

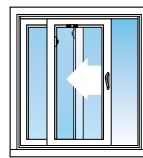
- Brick mould with sill extension
- PVC covered wood jamb extension
- Robust security bar with adjustable tip
- 3-position foot lock
- 1 1/8 in. triple glass
- "Heavy Duty" screen
- Key-lock
- Double point lock mechanism for increased security

2 PANEL

Viewed from outside



Left-opening (XO)



Right-opening (OX)

Door size

59 1/2" x 79 1/2"

58 1/2" x 81"

71 1/2" x 79 1/2"

70 1/2" x 81"

82 1/2" or 94 1/2" x 81" *

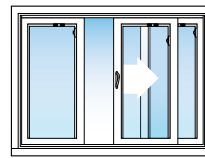
95 1/2" x 79 1/2" *

95 1/2" x 95 1/2" *

* Blinds not available.

3 PANEL

Viewed from outside



(OXO)

OXO Door size

107 3/16" x 79 1/2"

105 5/8" x 81"

XOX Door size

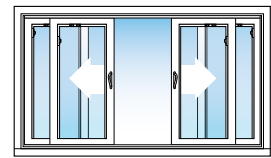
105" x 79 1/2"

103 7/16" x 81"

XO or OOX available on request

4 PANEL

Viewed from outside



(OOXO)

Door size

116 1/4" x 79 1/2"

114 5/16" x 81"

140 1/4" x 79 1/2"

138 1/4" x 81"

CUSTOM
SIZES
AVAILABLE

Performance

CERTIFIED UNDER THE HARMONIZED STANDARD: AAMA/WDMA/CSA101/I.S.2/A440-08

For detailed results visit our web site at www.novatechpatiodoors.com

Warranty

- 20-year limited warranty on unpainted PVC and white extruded aluminum profiles
- 20-year limited warranty on sealed units (residential application)
- 10-year limited warranty on the integrated blinds
- Warranty certificate available on request

Note: the manufacturer reserves the right to make modifications without prior notice.

Novatech®
www.novatechgroup.com



Durability and longevity are optimized with the aluminum cladding on the exterior surface. The PVC structure meets the strictest standards for energy efficiency while providing optimal thermal insulation. Finally, the wood frame ensures uncomparable sturdiness and robustness!

The ELEMENT door has been tested in a certified laboratory, analyzing the resistance of the materials to extreme temperatures from -40°C to 76°C!



* with transom and white *Signature* handle



*With Low E glass, integrated blinds
and brushed antique pewter *Signature* handle

WHY CHOOSE INTEGRATED BLINDS WITH LOW E GLASS?

Maintenance-free

Stays clean, no dusting required.

Safety

Safe for children.

Slats are contained inside the glass.

Functionality

The height of the blinds and the angle of the slats are adjustable for the desired level of privacy.

Drapes, furniture and floor coverings are protected from the sun's ultraviolet rays.


Blinds manufactured entirely in Canada.



GLASS OPTIONS



Elegance V-groove glass with decorative panel



1 3/4 in. dividers
Options: 1x3 / 1x4



3 x 1 hanging grids



3 x 5 contour grids (perimeter)



3 x 6 grids



Rondo V-groove glass

Also available: Integrated blinds with Low E glass


GRID OPTIONS



5/8 in. or 1 in. rectangular (flat)



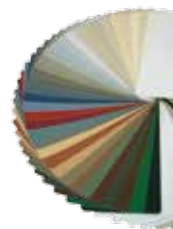
5/8 in. or 1 in. georgian (contoured)



5/16 in. rectangular (flat)



1 3/4 in. divider



WIDE SELECTION OF COLORS
FOR YOUR PATIO DOOR
AVAILABLE ON REQUEST